


SLANT BED LINEAR LIVE TOOL MACHINE




ER - 32

ER - 32


ER - 25



Face Live Tool With Flycut



OD - Live Tool



Live Tool Combo

CK 640 / CK 6100 SLANT LIVE TOOL

TECHNICAL SPECIFICATION



Specifications	Unit	CK 640 Slant Live Tool	CK 6100 Slant Live Tool
Swing Over Bed	mm	470	470
Maximum Cutting Dia.	mm	160	150
Maximum Cutting Length	mm	270	280
Chuck Size	mm	165	200
X Axis Travel	mm	640	650
Z Axis Travel	mm	280	280
Bar Capacity	mm	40	50
Spindle Nose	-	A2-5	A2-6
Spindle Speed	rpm	3000	2500
Spindle Motor Power	kw	5.5	7.5
Rapid Feed X/Z	m/min	20/20	20/20
Ball Screw Size X	mm	32/8	32/8
Ball Screw Size Z	mm	40/10	40/10
Linear Guideways X/Z	mm	30/35	30/35
Axis Torque X/Z	N.m	7.7/7.7	7.7/7.7
Tool Cross Section	mm	20/20	25/25
Max Boring Block	mm	32	32
Position Accuracy	mm	±0.003	±0.003
Repeatability	mm	0.003	0.003
Live Tool Holder	-	ER-32	ER - 32
Live Tool, Motor	N.m	10	10
Total Machine Power	hp	18	22
Overall Dimention (LxWxH)	mm	2250x1715x2280	
Machine Weight (Approx)	kg	2300	